

Electrical Characteristics

		Mono-Crystalline Module(HiE-S_VG)				
		390	395	400	405	410
Nominal Output(Pmpp)	W	390	395	400	405	410
Open Circuit Voltage(Voc)	V	46.3	46.3	46.4	46.5	46.6
Short Circuit Current(Isc)	A	10.87	10.92	10.97	11.02	11.07
Voltage at Pmax(Vmpp)	V	38.5	38.5	38.6	38.7	38.8
Currnt at Pmax(Imp)	A	10.13	10.26	10.36	10.47	10.57
Module Efficiency	%	19.9	20.2	20.4	20.7	20.9
Cell Type	-	PERC Mono-Crystalline Silicon Shingled				
Maximum System Voltage	V	1,500				
Temperature Coefficiency of Pmax	%/°C	-0.34				
Temperature Coefficiency of Voc	%/°C	-0.27				
Temperature Coefficiency of Isc	%/°C	0.04				

*All Date at STC (Standard Test Conditions). Above data may be changed without prior notice.

*Tolerance of Pmax:0~+5W.

*Performance deviation of Voc[V], Isc [A], Vm [V], and Im[A]:±3%.

Mechanical Characteristics

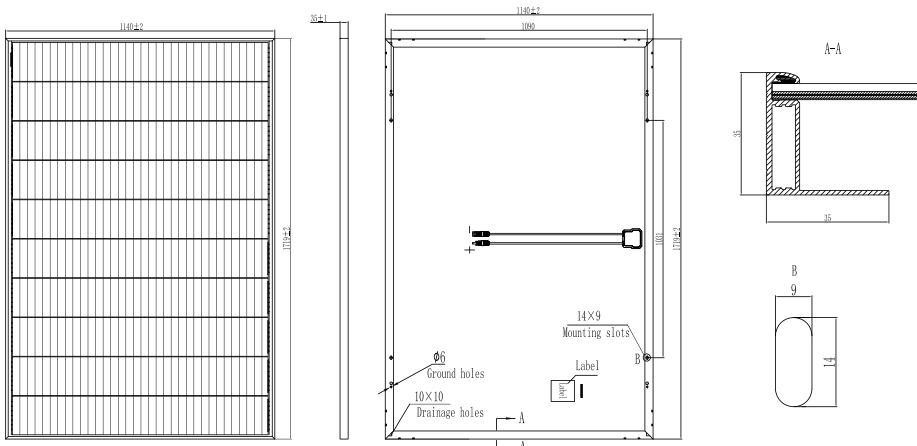
Dimensions	1,719 × 1,140 × 35mm (L × W × H)		
Weight	22kg		
Solar Cells	340 Cells, PERC Mono-crystalline Shingled (166 × 166mm)		
Output Cables	Length 1,500mm, 1 × 4mm ²	Connector	Stäubli : MC4-Evo2
Junction Box	Rated Current : 20A, IP67, TUV&UL		
Construction	Front Glass: White toughened safety glass, 3.2mm Encapsulation: EVA (Ethylene-Vinyl-Acetate)		
Frame	Anodized aluminum		

Installation Safety Guide

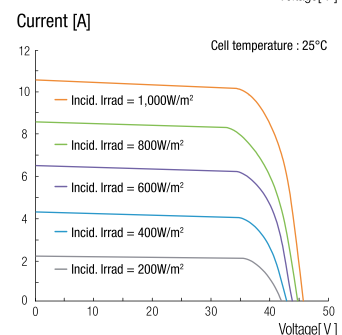
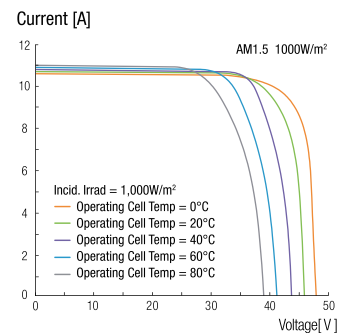
- Only qualified personnel should install or perform maintenance.
- Be aware of dangerous high DC voltage.
- Do not damage or scratch the rear surface of the module.
- Do not handle or install modules when they are wet.

Nominal Operating Cell Temperature	42.3°C (±2°C)
Operating Temperature	-40 ~ 85° C
Maximum System Voltage	DC 1,500 / 1,000 (IEC)
Maximum Reverse Current	20A
Maximum Surface Load Capacity	Front 5,400 Pa Rear 2,400 Pa

Module Diagram (Unit: mm)



I-V Curve



Manufactured in China

HYUNDAI
ENERGY SOLUTIONS



Sales & Marketing
sales@hyundai-es.co.kr

Printed date: 08/2021